

**C3 European Congress:**  
**“Innovative methodologies in  
 Web Creation & 360 Metaverse”**

**Promotion in Motion E+**

**IES Playamar**  
 Torremolinos  
 Spain  
 1-6 October 2023  
[promotioninmotion.eu](http://promotioninmotion.eu)

**Participates /Collaborate**

**Organization by**




Co-funded by the  
 Erasmus+ Programme  
 of the European Union







**PR-MOTION  
 IN  
 MOTION**

# Marketing with AI Music & Vocal Effects



# 1º What is Uberduck?

- Uberduck is an API platform for generating songs, lyrics, and videos with AI. With Uberduck, you can generate lyrics on any topic with AI, generate a song that contains those lyrics, and render a lyrics video for your song.

You can use set the lyrics to your own custom beats, create custom designs for your video (on our Enterprise plan), and even add user-submitted images to your video designs.

## 2. Using the Uberduck

There are several options to use Uberduck to create voices using this framework.

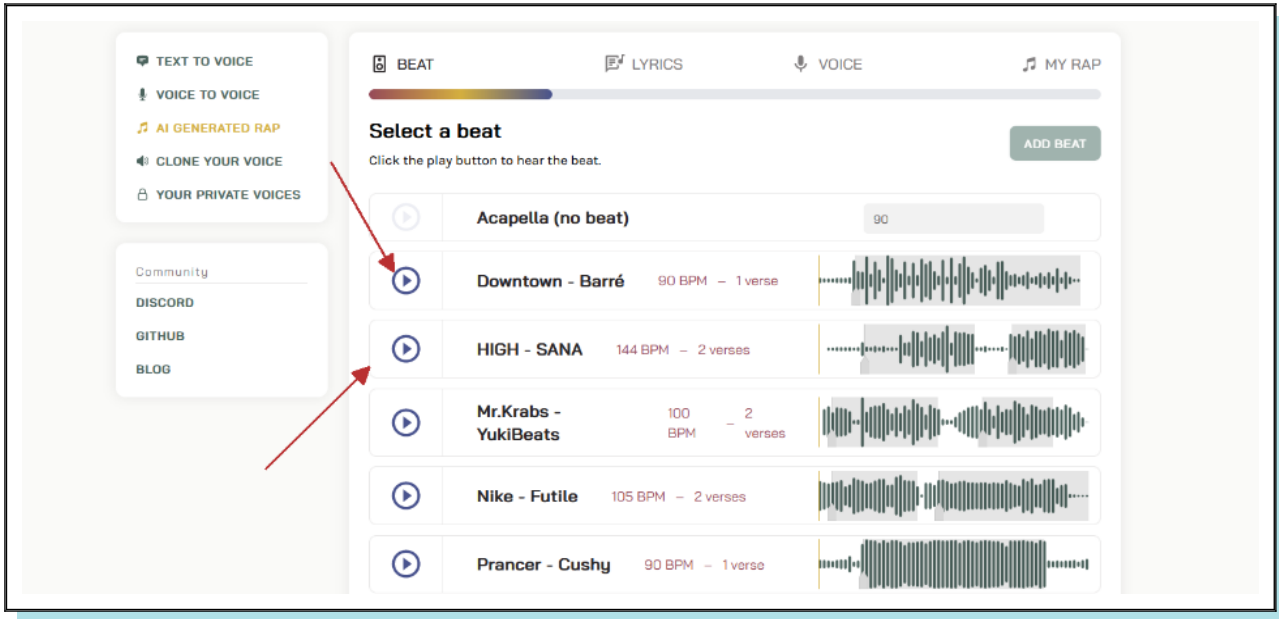
- Text to Voice
- Voice to voice
- AI Generated Rap
- Clone Your Voice
- Your Private Voices

in this workshop we are going to work with AI Generated Rap

There are 4 steps

BEAT > LYRICS > VOICE > MY RAP

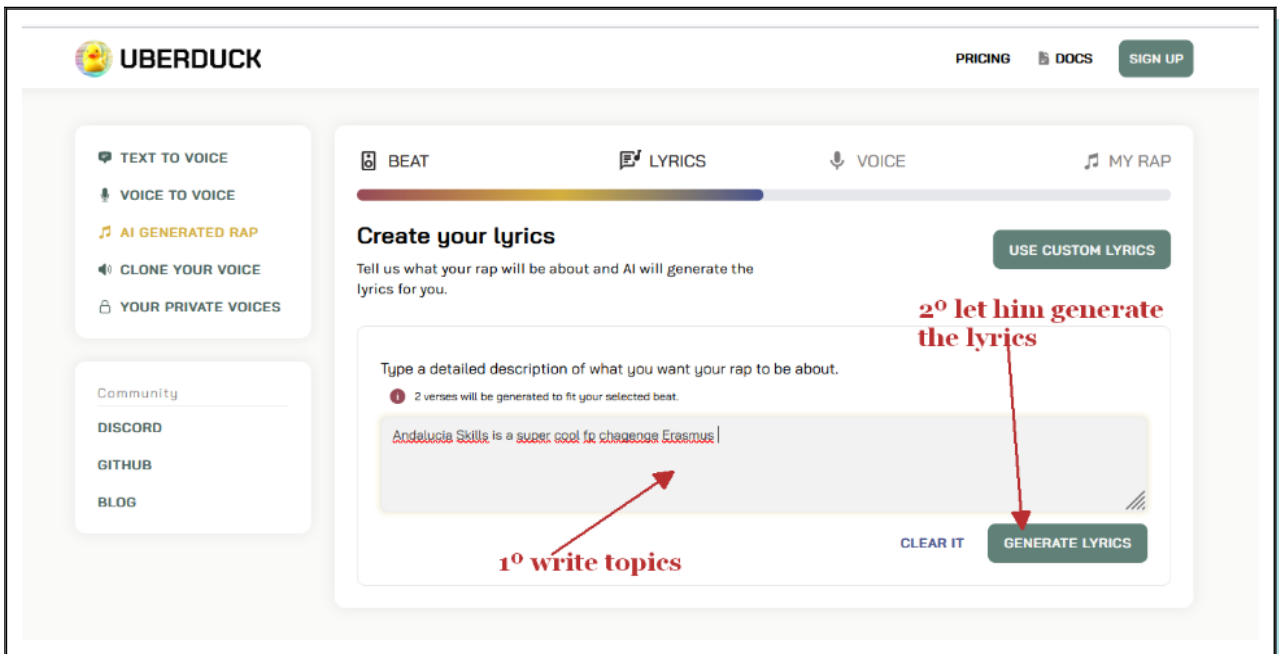
## 1º Select a beat. Click the play button to hear the beat.



## 2º Create your lyrics

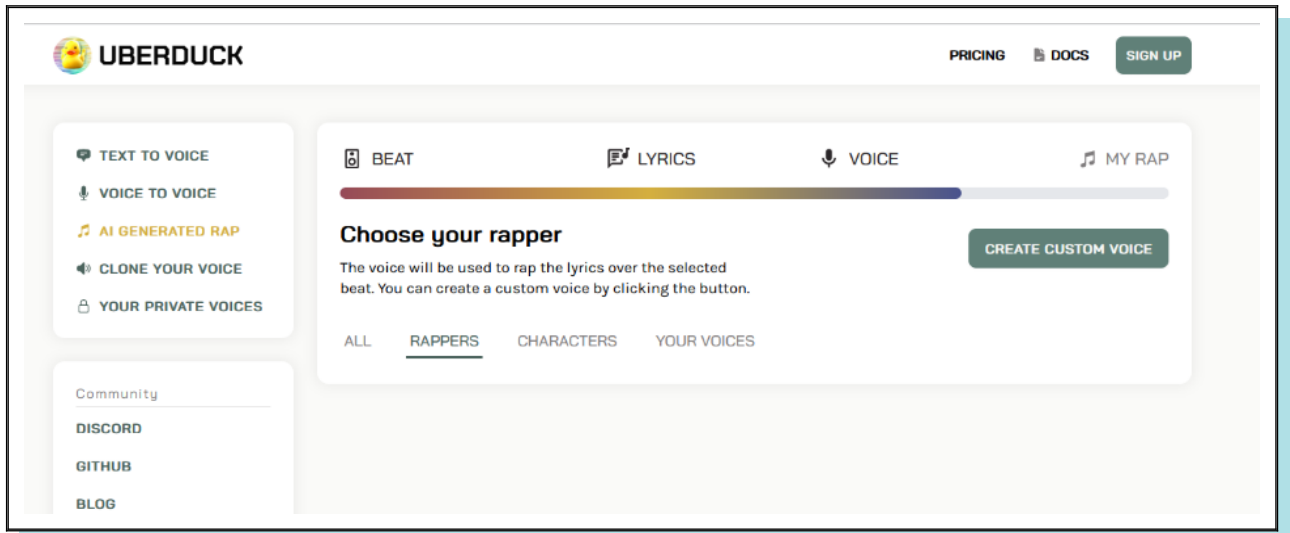
Tell us what your rap will be about and AI will generate the lyrics for you.

Type a detailed description of what you want your rap to be about.



## 3º Choose your rapper

The voice will be used to rap the lyrics over the selected beat. You can create a custom voice by clicking the button.



4º save the rap