

**C3 European Congress:  
“Innovative methodologies in  
Web Creation & 360 Metaverse”**

**Promotion in Motion E+**

**IES Playamar  
Torremolinos  
Spain  
1-6 October 2023  
promotioninmotion.eu**

**Participates /Collaborate**

**Organization by  
PR-MOTION  
IN  
MOTION**



Co-funded by the Erasmus+ Programme of the European Union

mendelova střední škola

BGSZC BELVÁROSI TECHNIKUM

Torremolinos AYUNTAMIENTO

playa mar

# Elevating QR Codes with Artistic Flair: Introducing qr.codes AI Tool


**QRX** Sign up Log in

**Create**

Artistic QR codes generated by AI.

Description: Futuristic treehouse, style of Francois Schuiten

URL to encode: www.qrx.codes Generate



Favorites

History

Gallery



**Promotion in Motion  
Erasmus+ Project**




# 1. Introduction

QR codes have become ubiquitous in our digital world, serving as gateways to websites, information, and interactive experiences. However, traditional QR codes often lack visual appeal and fail to capture attention.


Enter qr.codes, an innovative AI tool designed to transform mundane QR codes into works of art. In this presentation, we'll explore the capabilities of qr.codes and how it can revolutionize the way we create and interact with QR codes. We'll also propose several exercises to spark creativity and inspire users to unleash their artistic potential.

# 2. Tutorial

- qr.codes is an AI-powered tool that enables users to create artistic QR codes by inputting a URL and a prompt to use it just enter the web site and put the prompt and the url then press **generate**




The screenshot shows the qr.codes interface. It has a 'Description' field containing the text 'a optics and glasses clinic in spain'. Below it is a 'URL to encode' field containing the URL 'https://launionopticos.com/'. To the right of the URL field is a blue 'Generate' button.



- The AI algorithms analyze the content of the URL and the prompt to generate a unique and visually stunning QR code design. Users can customize various aspects of the QR code, including color scheme, pattern, texture, and artistic style, to reflect their brand identity or personal preferences.

- This images can be exported , shared or downloades to be freely used



### 3. Exercises to Unlock Creativity:

- A) URL Exploration: Explore different types of URLs, such as websites, social media profiles, or online portfolios, and experiment with creating artistic QR codes for each. Consider how the content of the URL influences the design of the QR code.
- B) Test the link with your mobile phone.
- C) Color and Style Exploration: Play around with different color palettes, patterns, and artistic styles to create diverse QR code designs. Consider how color theory and visual hierarchy can impact the effectiveness of the QR codes in conveying information.
- D) Branding Challenges: Challenge yourself to create branded QR codes for businesses or organizations, incorporating their logos, colors, and brand elements into the design. Explore ways to maintain brand consistency while adding artistic flair to the QR codes.
- E) Interactive Installations: Explore the potential of artistic QR codes in interactive installations or art projects. Create QR codes that link to multimedia content, interactive experiences, or augmented reality (AR) elements, turning static QR codes into dynamic and immersive experiences.