

CLIL Didactic Unit  
Prezi  
a new way of presentation



## Introduction to prezzi

Prezi is a cloud-based program for making non-linear presentations . It is similar to Microsoft PowerPoint, but it offers some different features that make it a more appealing alternative. It has become popular in schools, as it is a bit more eye-catching and more modern for students than the PowerPoint which is an offline tool for creating standard slide-based presentations where you move back and forth between individual slides and that can sometimes feel boring and uninspired. Prezi, instead of using slides, has one very large canvas that your presentation moves around on, zooming in and out to view various frames.

In addition Prezi is completely free to use, unless you want to use different upgrades .

It runs entirely through your web browser, which means there will be fewer compatibility issues than with PowerPoint. The Prezi you have created will always look the same, no matter what computer you're using.

Prezi can use movement and metaphor to help communicate a point you're trying to make. If you want your audience to feel a sense of space and distance between locations, you could use a map template.

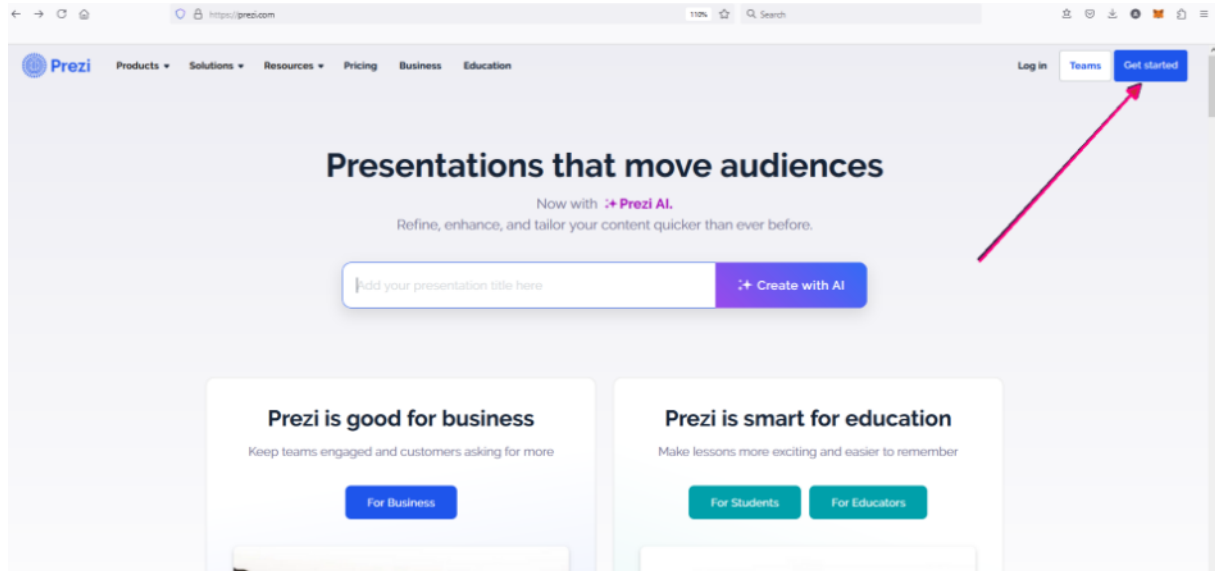
We've embedded a sample prezzi below. Simply select Start Prezi, then use the arrows at the bottom to navigate through the presentation.

With Prezi you can create captivating interactive visual stories that engage your audience in new ways or exhibit a set of data and more.

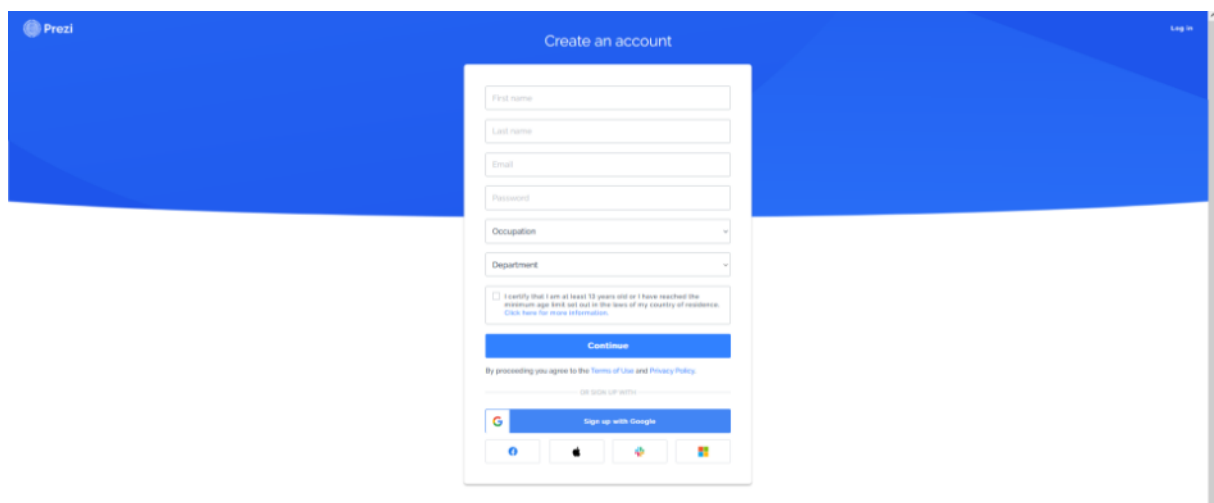
Prezi consists of three basic parts: Prezi Video, Prezi Design, and Prezi Present. It has many extensive features, including adding text, images, video, charts, and other multimedia elements to presentations. You can create contents that can be zoomed in and out to create cinema effects as the presentation progresses. Prezi also allows multiple users to work on a presentation simultaneously and share it with others for viewing or editing.

## Creating a prezzi

Before creating your own prezzi, you'll need an account. It's easy to sign up, but you must be aware that your presentations will be available to the public, maybe this is the biggest drawback. of creating and using Prezi.



If you're using a Free license, all of your projects will be publicly available on the web, and anyone will be able to find them via search engines. You can share your public projects with a public link. If you want to see your overall views, you can visit the analytics page, where there is a chart with locations the links were viewed from.




There are options to upgrade your account, which along other features allows you to make your prezis private.

## Templates

Templates are pre-designed canvases from which you can build presentations. While it is possible to build a prezi from scratch, it's more time consuming and can be pretty difficult. Prezi offers a variety of templates to fit most presentation you need to create.

Other disadvantages might be that it can cause you motion sickness because of all its moving slides and it needs internet for it to be used and for some people it might be more difficult to use and create than PowerPoint.

Sample design:



## Proposed Activities

1. Visit the following examples of Prezis used in our work.

<https://prezi.com/epzmdf0tclb0/logistics-presentation/>

<https://prezi.com/exb7wgv1qwlq/finance-presentation/>

<https://prezi.com/dufpsdtqv8ml/logistics-vocabulary/>

2. Create a Prezi about the company selected in the project.